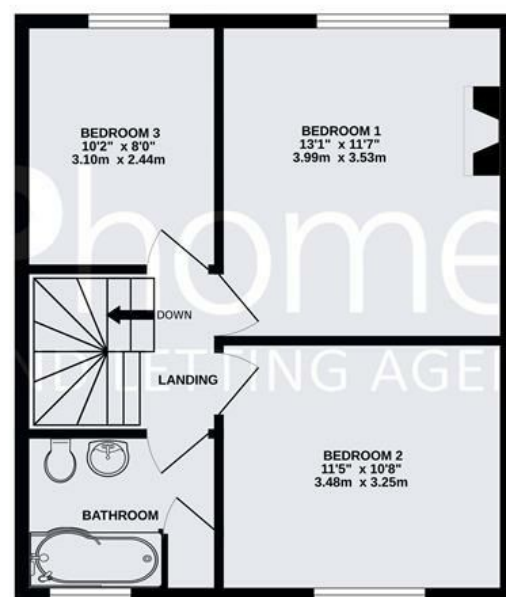
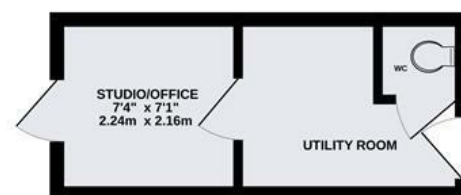


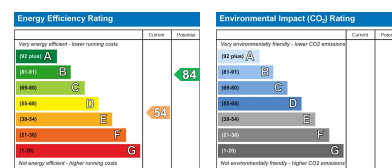
GROUND FLOOR  
4536 sq.ft. (421.6 sq.m.) approx.



APPROX AREA EXCLUDING STUDIO = 959 SQ FT

TOTAL FLOOR AREA : 1075sq.ft. (99.9 sq.m.) approx.

Plans for illustration purposes only. Intending purchasers should check measurements personally.  
Made with Metropix ©2024



68 Sunnywood Drive, Haywards Heath, West Sussex, RH16 4PB

Guide Price £450,000 Freehold

PSPhomes



www.psphomes.co.uk

VIEWING BY APPOINTMENT WITH PSP HOMES

3 Muster Green South, Haywards Heath, West Sussex, RH16 4AP. TELEPHONE 01444 416999

Much care is taken in the preparation of our particulars, but we cannot guarantee the information given is accurate.  
Property details are issued a general guide only and may not form any part of an offer or contract. We recommend intending purchasers check details personally.

PSPhomes



www.psphomes.co.uk



68 Sunnywood Drive, Haywards Heath, West Sussex, RH16 4PB

What we like...

- \* GUIDE PRICE: £450,000 - £475,000
- \* Interesting Grade II listed property, part of the 1930s modernist architectural movement.
- \* Wealth of retained features, typical of a 'Berthold Lubetkin' project.
- \* Convenient, central location close to town centre and walk of the mainline station.
- \* Granted planning permission for rear extension.
- \* Long 150 ft rear garden.

GUIDE PRICE: £450,000 - £475,000

**The Home...**  
Designed by renowned Soviet architect Berthold Lubetkin - the pioneer of the modernist design movement of the 1930s - is this Grade II listed semi-detached home which sits in an established residential area to the south of Victoria Park in central Haywards Heath. This enclave of modernist homes are believed to have been built in 1936, are unique to the area and would be incredibly interesting to a purchaser keen on the Art Deco period due to its wealth of retained features.

The home maintains many original 1930s features, including Crittall windows and internal doors, and a distinctive curved concrete staircase, all set within a practical layout spread over two floors and nearly 960 sq ft of living space.

The interior is straightforward and functional, with a clear emphasis on maximising space and light, particularly evident in the rectilinear design of the windows, with plantation shutters, which enhance the natural light throughout the home. The primary living rooms are organised in an open-plan layout. Original floorboards run underfoot, and a modern log burner sits centrally providing the natural focal point. This space interconnects seamlessly with the dining room via the 1930s bi-folding doors whilst large Crittall doors frame lovely views of the garden.

The kitchen is well-appointed and modern, offering all the necessary amenities for daily life. The original bell system remains intact and a door leads to the upper terrace and gardens beyond.

The curved staircase is a defining architectural feature, creating a sense of volume with a skylight bathing the space in a natural light.

On the first floor each of the bedrooms is a double and are served by the family bathroom.

**Scope/Potential...**  
Excitingly, there is granted planning permission and listed building consent (REF: DM/24/0457) to demolish the existing garage and extend the house at the rear to create a new ground-floor kitchen/breakfast room, a utility with cloakroom, and a home office.

**Step Outside...**  
Outside, you are spoilt with a fabulous 150 ft west facing garden, providing ample space that is well stocked with established and pretty flowers, plants and shrubbery with a pleasing wooded backdrop. There is a garage and a garden studio providing handy storage .

At the foot of the garden there is an additional outhouse houses a brick-built, wood-fired oven.

Gated side access leads to the driveway parking and small front garden.



The History

This home forms part of a small enclave of eight homes built in 1936 by Lubetkin & Tecton. The client had challenged Lubetkin to design & build homes for ordinary people as opposed to the wealthy clients Tecton usually built for. Other notable works Lubetkin worked on were Highpoint housing complex, London Zoo penguin pool, Finsbury Health Centre and Spa Green Estate.

The Location...

Sunnywood Drive is an established residential road ideally located in central Haywards Heath, just to the south of Victoria Park, offers a great deal of convenience without the 'hustle & bustle' of the the town centre. Aforementioned town centre is a 5 minute walk and offers a wide range of shopping, leisure & café facilities including The Orchards Shopping Centre, Marks & Spencer's, Hart Country Farmshop & Café, Flinders Independent coffee shop and Pure Gym. For further restaurants & bars, The Broadway is just over a half-mile distant and offers Cote Brasserie, Zizzi and a range of other independent bars including WOLFOX Coffee Roasters, Lockhart Tavern Gastropub and Orange Square. Haywards Heath station provides swift & frequent commuter services into London (Victoria/London Bridge in 47 mins), Brighton and Gatwick International Airport and is just over a mile distant.

The Finer Details...

Tenure: Freehold  
Title Number: SX14925  
Local Authority: Mid Sussex District Council  
Council Tax Band: C  
Listed - Yes, Grade II  
Listing Number: 1354958  
Planning Permission Ref: DM/24/0457  
Services: Gas fired central heating, mains drainage, mains water & electricity  
Available Broadband Speed: Ultrafast (up to 1000 mbps download)

We believe the above information to be correct and it is provided in good faith but we cannot guarantee its accuracy.

